

PearlArc Collection:

Care Instructions & Surface Testing

ZO
MO
DO

Salt Spray Test:

Zomodo has performed multiple salt spray tests on PearlArc stainless steel products to confirm durability.

A salt spray test is a corrosion testing method that uses high-saline environments to measure the corrosion resistance of products, paints and coatings over extended periods.

Salt Spray Test Procedure:

1. Prepare neutral test solution and setup salt spray testing machine
2. Place PearlArc test samples into storage rack
3. Run cycle for 4 days, cycle process:
 - 3.1. 8 hrs continuous spray
 - 3.2. 16hrs no spray in humid environment
 - 3.3. Container is not opened for 4 days
4. Inspect samples for colour detachment or corrosion signs

Test Conclusion:
Passed

(No colour
detachment or
corrosion signs)



Salt Spray
Test Machine:



Alkaline Test:

Alkaline testing is performed on products to observe their reaction when in contact with high alkaline. Alkaline is a pH level between 7-14. High alkaline products 12+ include bleach, oven cleaner, drain cleaner etc.

Zomodo has alkaline tested PearlArc products to observe the reaction to common household cleaners, such as Mr Muscle.

Alkaline Test Procedure:

1. Place test samples into metal container
2. Fill container (above samples) with Mr. Muscle cleaning liquid
3. Leave samples soaking in Mr. Muscle for 4 days
4. Inspect samples for colour detachment or corrosion signs


Condition: Mr. Muscle Cleaning Liquid = pH Level 13 + NPT (normal pressure & temperature).

Test Conclusion:
Passed

(No colour
detachment or
corrosion signs)



Alkaline
Soak Test:



NOTE: PearlArc products not suitable to extended exposure to concentrated drain cleaner (pH 14).



Acid Test:

Acid testing is performed on products to observe their reaction when in contact with high acidity. Acidity is a pH level between 7-0. High acidic products 1-0 incl. hydrochloric acid, battery acid etc.

Zomodo has acid tested PearlArc products to observe the reaction to hydrochloric acid (pH1) and common lemon juice (pH2).

Acid pH 1 Test Procedure:


1. Place test samples into metal container
2. Fill container (above samples) with hydrochloric acid
3. Leave samples soaking in hydrochloric acid for 4 days
4. Inspect samples for colour fade or detachment

Condition: Hydrochloric Acid = pH Level 1 + NPT (normal pressure & temperature).

Test Conclusion: Fail
(Signs of colour fade & detachment)



Acid pH1 Soak Test:



Acid pH 2 Test Procedure:

1. Apply fresh lemon juice to sink bottom
2. Place plastic container of water on top of the lemon juice to trap juice between sink surface and container.
3. Leave container & lemon juice on sink surface for 4 days
4. Inspect samples for colour fade or detachment

Condition: Lemon Juice = pH Level 2 + NPT (normal pressure & temperature).

Test Conclusion: Passed
(No Signs of colour fade or detachment)



Acid pH2 Test:



NOTE: PearlArc products not suitable to be in contact with liquids that have a pH level 1-0 (i.e. hydrochloric acid & battery acid).

Abrasion Test:

Abrasion testing is performed on products to observe their surface hardness and conclude the correct surface treatment process for maximum hardness and durability.


Zomodo has abrasion tested PearlArc products using multiple methods including pencil hardness test (GB/T6739-2006) & steel wool rub test.

Pencil Hardness Test Procedure:


1. Insert pencil into pencil hardness tester, setting at 6H
2. Push along sink bottom until a 7cm line is drawn
3. Repeat at 5H and 4H, until 3 lines are drawn
4. After 30sec erase pencil marks by eraser
5. Inspect sink bottom for visual marks

Test Conclusion:
Passed 5H & 4H


Pencil Hardness Test:



Marked



Erased



Steel Wool Rub Test Procedure:

1. Use 2kg weight on top of steel wool
2. Rub horizontally back and forth on sink bottom
3. Repeat for 10 cycles
4. Inspect sink bottom for visual marks

Test Conclusion: Fail



NOTE: Do not use harsh abrasive materials such as steel wool or heavy-duty scouring pads on PearlArc products.



Colour Test:

To ensure colour consistency across all PearlArc products and batches, Zomodo has approved colour scale ranges for all 4 PearlArc colours; Black Pearl, Sonic Grey, Rio Bronze & Eureka Gold.

Every batch of PearlArc products manufactured is tested against the approved colour scale range, using a Colorimeter.

Approved Colour Scale Range:

Black Pearl: L ($50 \leq L \leq 56$) A ($0 \leq A \leq 5$) B ($0 \leq B \leq 5$)

Sonic Grey: L ($59 \leq L \leq 66$) A ($0 \leq A \leq 5$) B ($0 \leq B \leq 5$)

Rio Bronze: L ($58 \leq L \leq 68$) A ($9 \leq A \leq 14$) B ($18 \leq B \leq 35$)

Eureka Gold: L ($67 \leq L \leq 74$) A ($6 \leq A \leq 10$) B ($26 \leq B \leq 35$)

Colorimeter:



Colorimeter
Test:

